

870 LM Series VHF Exposed Dipoles – Without Mast

The 870 LM Series VHF Exposed Dipoles are available in 1, 2, 4, 8, dipole configurations. The LM stands for “Less Mast”. The product includes the dipole, boom and clamps to mount the dipoles but no mast is supplied. All our antennas can be completely customized to your particular applications. Our antennas can be black anodized, adjustable-only, side mount or top mount, and heavy-duty versions are available.

- Each antenna is offered in a 1/4, 3/8 or 1/2 wave spacing versions.
- The 870 LM series has external cabling and is field adjustable pattern
- Heavy-duty versions are available. Please contact our Technical Support team for consultation.

Electrical Specifications	871A-70-LM	872A-70-LM	874A-70-LM
Frequency Range, MHz	138-174	138-174	138-174
Nominal Gain, dBd	2.0-2.5	5.0-5.5	8.0-8.5
Number of Dipoles	1	2	4
Bandwidth 1.5:1 VSWR, MHz	36	36	36
Polarization	Vertical	Vertical	Vertical
Pattern	Offset / bi	Offset / bi	Offset / bi
Power Rating, Watts	200	450	500
Nominal Impedance, Ohms	50	50	50
Lightning Protection	DC Ground	DC Ground	DC Ground
Standard Termination	Type N Male	Type N Male	Type N Male
Mechanical Specifications	871A-70-LM	872A-70-LM	874A-70-LM
Length, in (mm)	Mast Not Included	Mast Not Included	Mast Not Included
Width (1/2 Wave Spacing), in (mm)	40 (1016)	40 (1016)	40 (1016)
Weight, lbs. (kg)	4.5 (2.0)	19 (8.6)	38 (17.2)
Rated Wind Velocity, No Ice, mph (km/h)	150 (241)	150 (241)	150 (241)
Rated Wind Velocity, 0.5" (13mm) ice, mph (km/h)	135 (217)	135 (217)	135 (217)
Lateral Thrust @ 100 mph, wind, lbs. (kg)	20 (9.1)	40 (18.2)	80 (36.5)
Projected Area, ft ² (m ²)	0.92 (0.08)	1.84 (0.17)	3.64 (0.34)
Mounting Hardware Included	181-85 Clamp	115R-85 Clamp	115R-85 Clamp

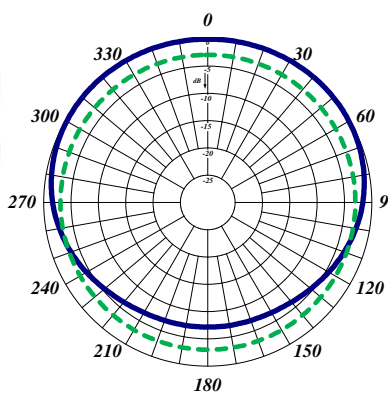


871A-70-LM

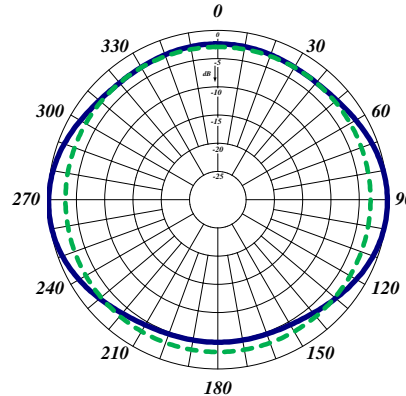
* See next page for ordering information (page 3) *



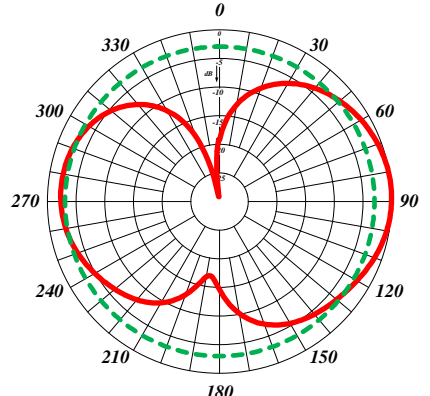
871A-70-LM



Quarter-wave Spacing Horizontal



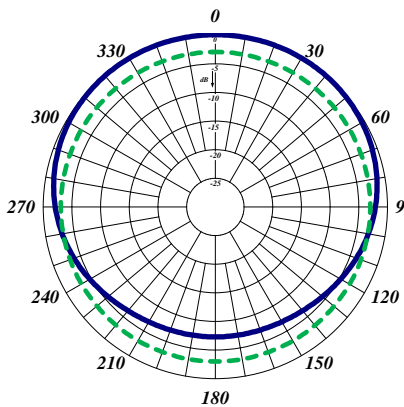
Half-wave Spacing Horizontal



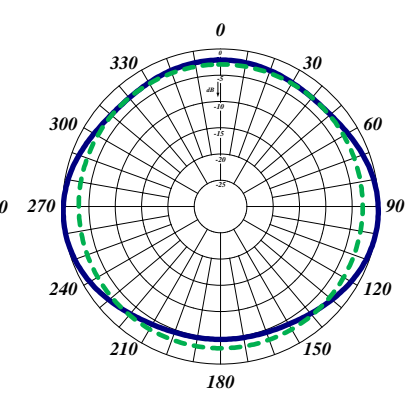
Half-wave Spacing Vertical



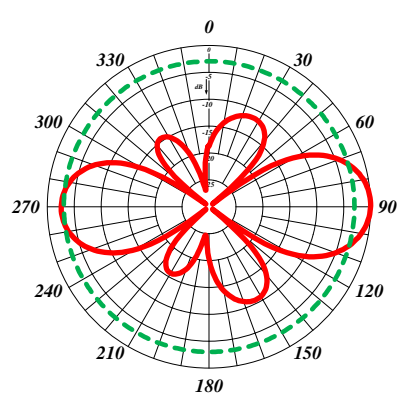
872A-70-LM



Quarter-wave Spacing Horizontal



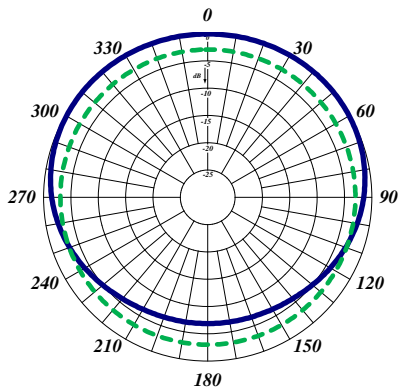
Half-wave Spacing Horizontal



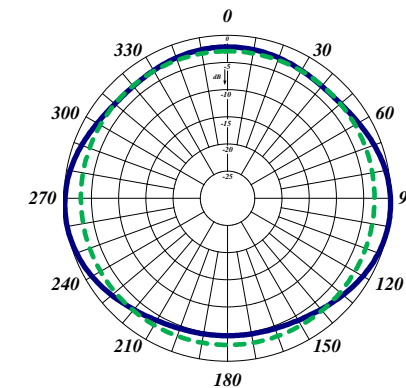
Half-wave Spacing Vertical



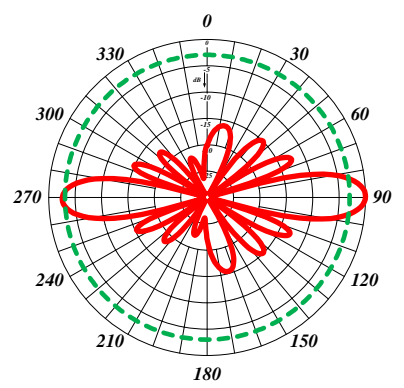
874A-70-LM



Quarter-wave Spacing Horizontal



Half-wave Spacing Horizontal



Half-wave Spacing Vertical



Order Information	Heavy Duty	Black Anodized	With Mast
871A-70-LM	871A-70-LMHD	871A-70-LMHDB	871A-70
872A-70-LM	872A-70-LMHD	872A-70-LMHDB	872A-70
874A-70-LM	874A-70-LMHD	874A-70-LMHDB	874A-70